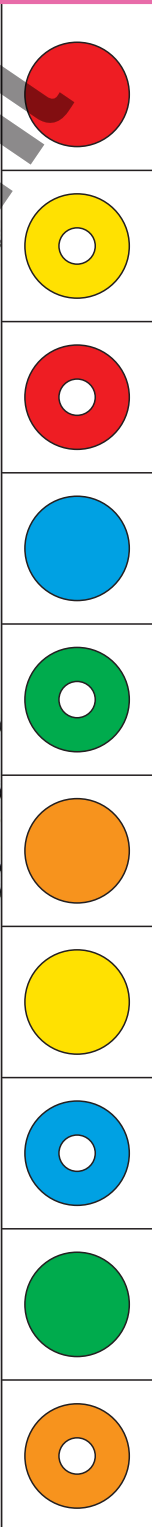



Kijk eerst naar het plaatje en dan naar de pijlen.  
Kies de pijl met de juiste richting.



1


A large illustration containing various objects: a person with a colorful parachute, a person on a zipline, a running mouse, a square clock, a person on a sled, a rocket, an airplane, a basketball player, a person on a bicycle, and a water wheel. Each object is accompanied by a colored circle or ring.

Zoek bij elke boot het passende vlaggetje.



2



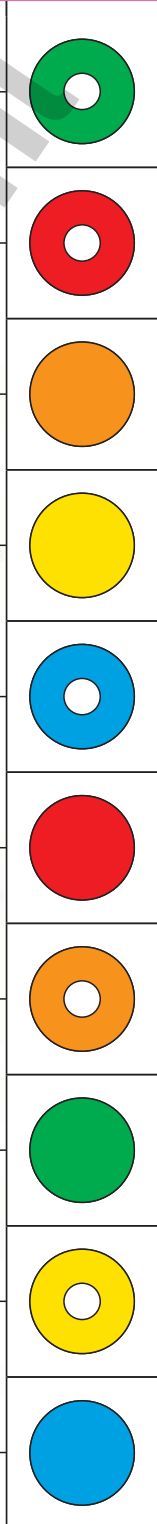



Kijk naar de auto's, bussen en fietsers.  
Welke kant willen ze op?



3





Waar rijden de auto's heen?

Volg de pijlen. Zet bij elk eindpunt de juiste kleur.




4















Samen in de achtbaan.  
Wat gebeurt er tijdens deze rit?

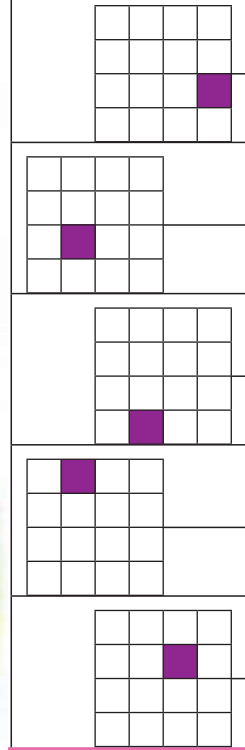
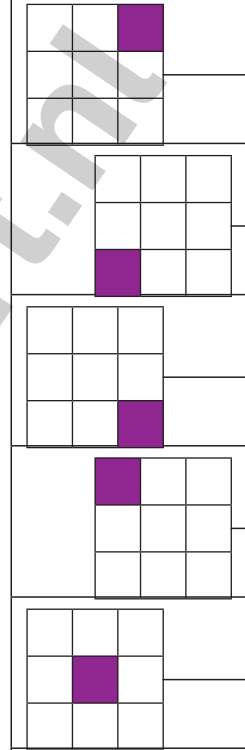




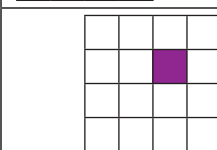
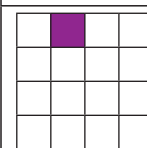
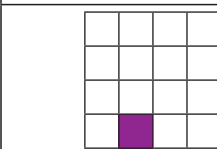
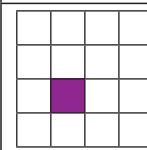
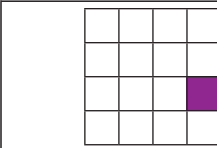
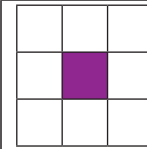
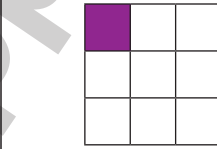

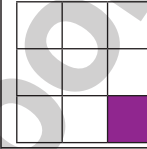

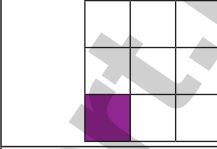
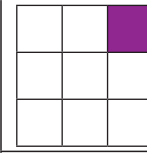



START



Kijk naar de plaatjes.  
 Waar staan ze precies in het rooster?












Alle kinderen schilderen een appel en een peer.  
 Wat zien ze vanaf hun plek?




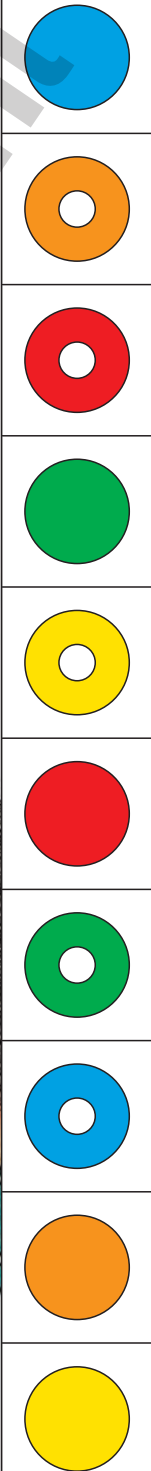

7





Allemaal speelgoed op de trap.  
Wat ziet de jongen en wat ziet het meisje?











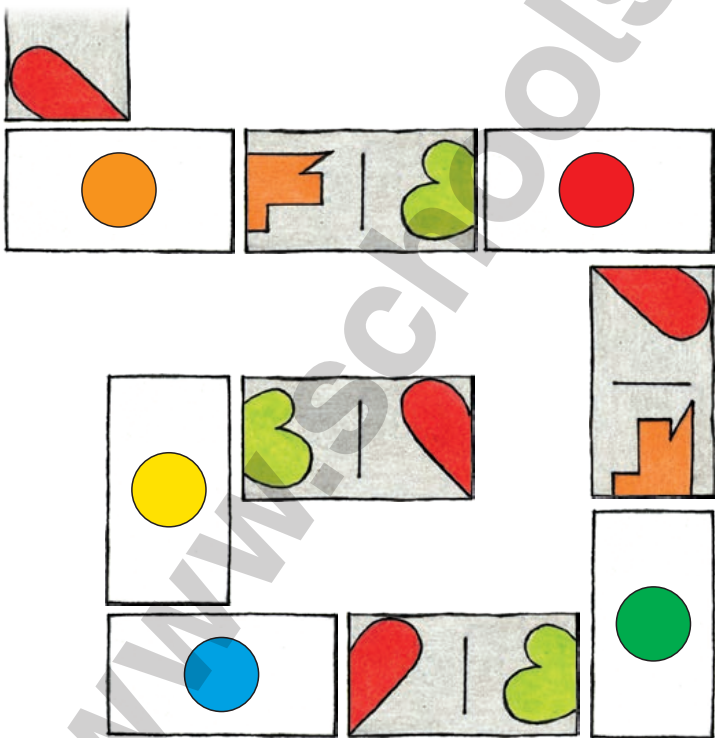




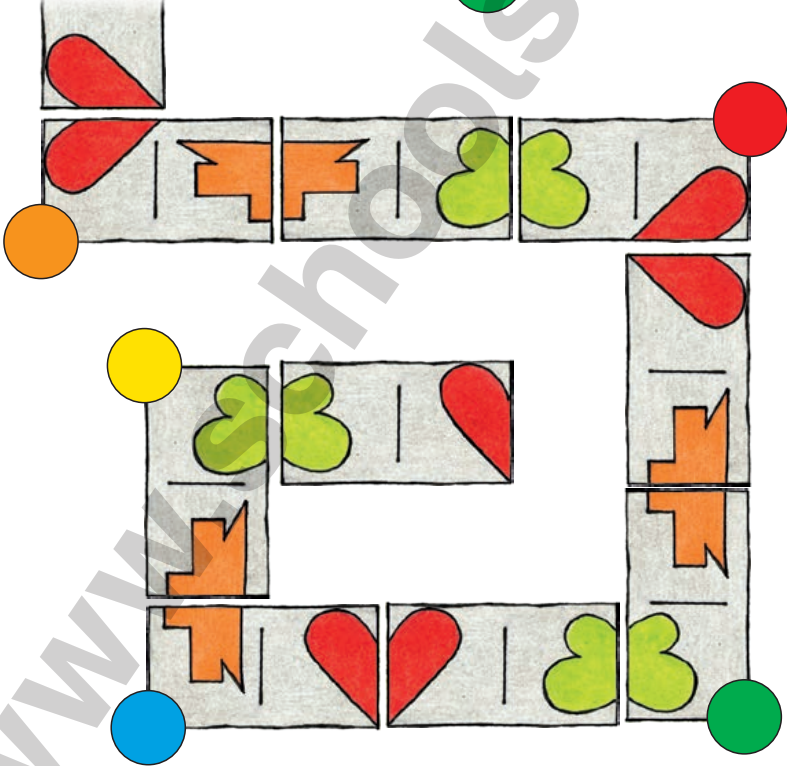

# Bij de voetbalwedstrijd op de tribune. Wat ziet de jongen in het publiek?






Leg het kaartje op de juiste plek.  
Let op. Het kaartje moet soms gedraaid.





De vingertop ligt op de V.  
 Beweeg nu volgens de pijlen. Wat is het eindpunt?



bijvoorbeeld




A

H

O

J

C


Z

R

I

L

E



bijvoorbeeld



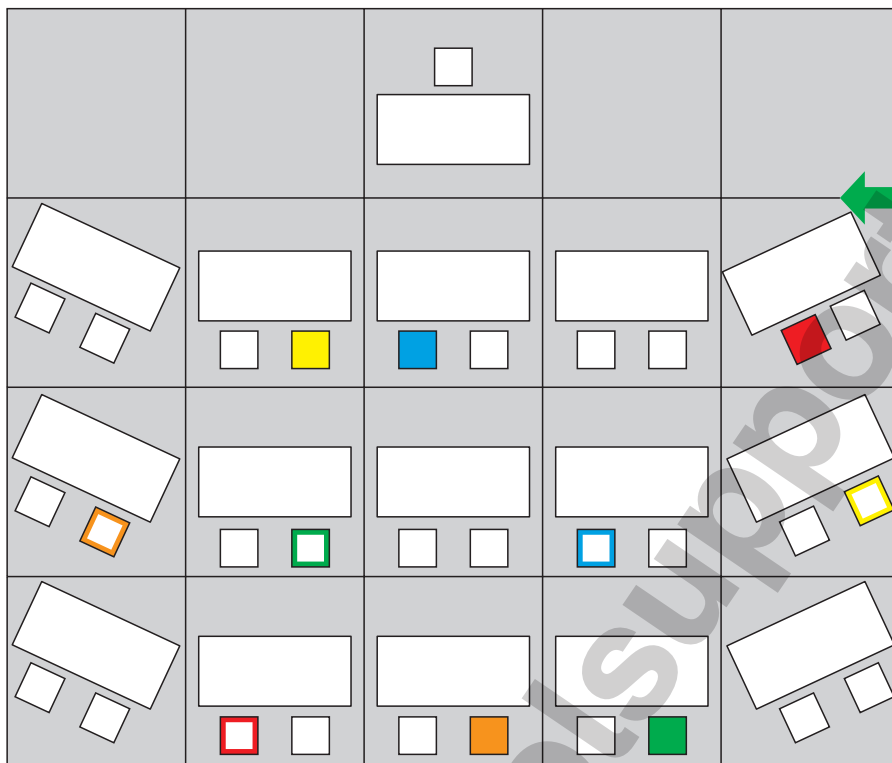
C	R	H	E	J
Z	I	A	L	O


Breng elk kind naar zijn plaats.

Begin bij de groene pijl. Kijk naar de routes voor elk kind.



12



MAX

OLE

SARAH

BEN

FELIX

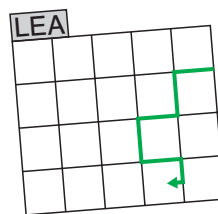
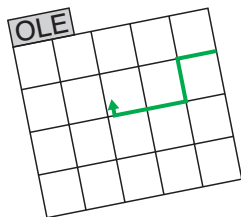

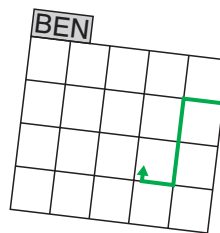
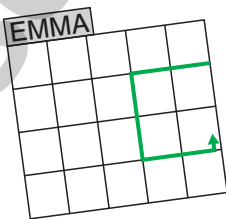
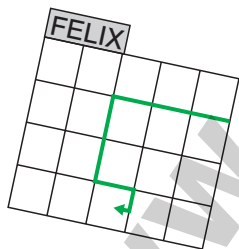
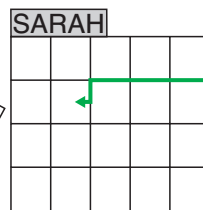
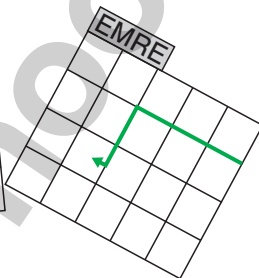
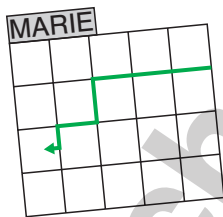
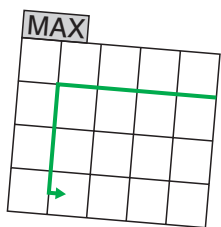
MARIE

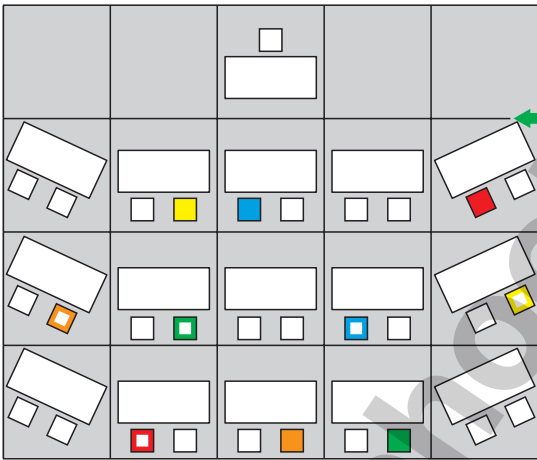
EMMA

LAURA

EMRE

LEA





MAX

OLE

SARAH

BEN

FELIX

MARIE

EMMA

LAURA


EMRE

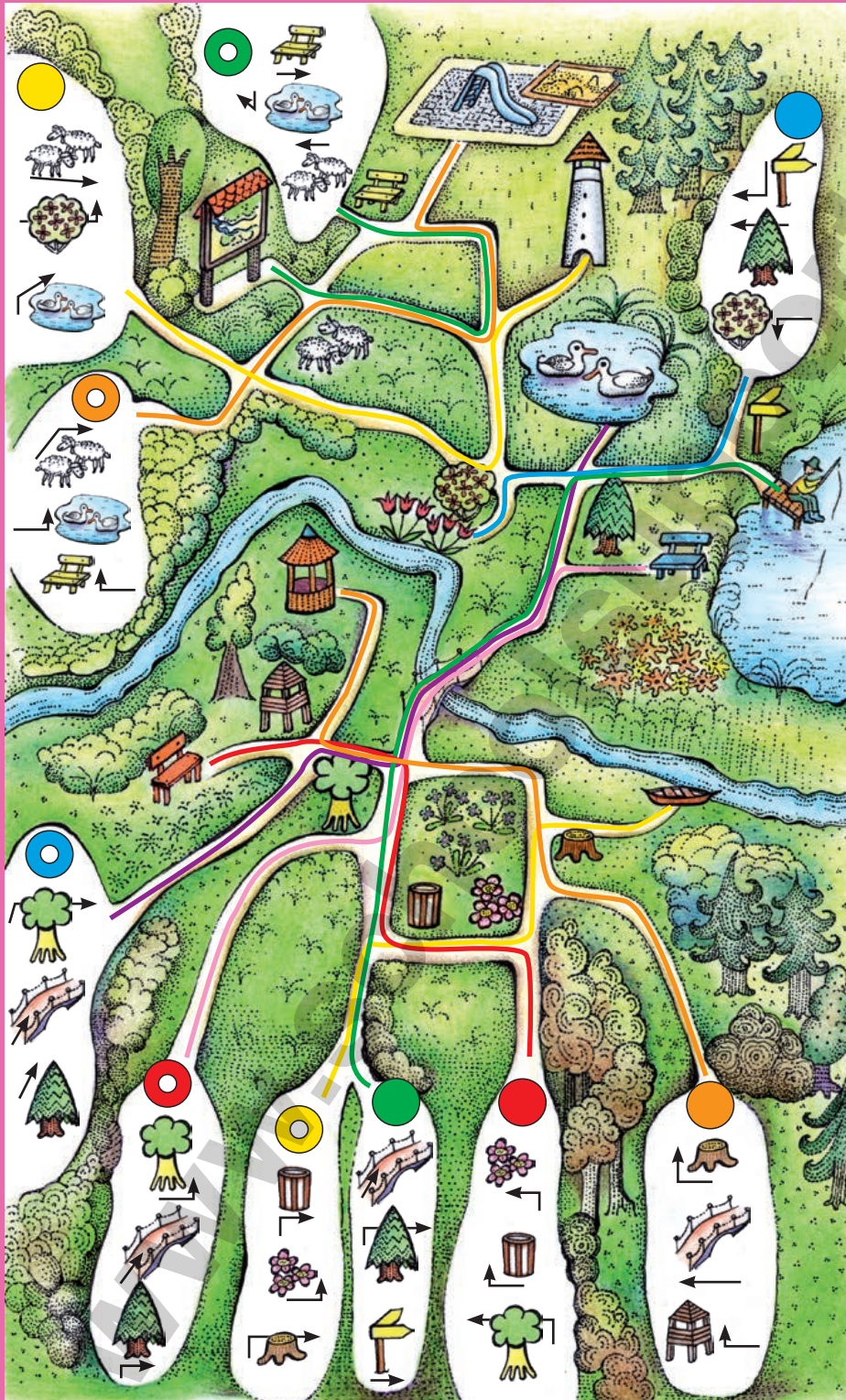
LEA

WWW.SCHOOLSUPPORT.NL



Wandelen in het park. Volg de aanwijzingen.  
Wat is het eindpunt?





De vogels willen naar hun nest.  
Kijk naar de pijlen. Kies de juiste weg.



14

The maze consists of a 10x10 grid of squares. The paths are defined by thick green rope-like borders. The birds and their corresponding paths are as follows:

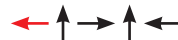


- Blue bird (top center):** Path: Red arrow left, black arrows left, left, left, up.
- Red bird (middle left):** Path: Red arrow right, black arrows up, left, up, right.
- Green bird (middle right):** Path: Red arrow left, black arrows down, down, right, right.
- Orange bird (middle right):** Path: Red arrow down, black arrows right, up, right, right.
- Yellow bird (middle left):** Path: Red arrow down, black arrows left, left, left, up, right.
- Blue and white bird (middle):** Path: Red arrow up, black arrows up, left, left, up, left.
- White and red bird (middle right):** Path: Red arrow left, black arrows left, down, down, right, up.
- White and orange bird (bottom left):** Path: Red arrow right, black arrows down, right, up, up, up.
- White and black bird (bottom center):** Path: Red arrow right, black arrows down, left, left, left, up.
- White and yellow bird (bottom right):** Path: Red arrow right, black arrows up, left, left, left, up, up.





De vissen moeten naar het blauwe vak.  
Kijk naar de pijlen. Kies de juiste weg.



15






Tien vissen in de zee.

Waar zwemmen ze naartoe? Volg de pijlen.



16



